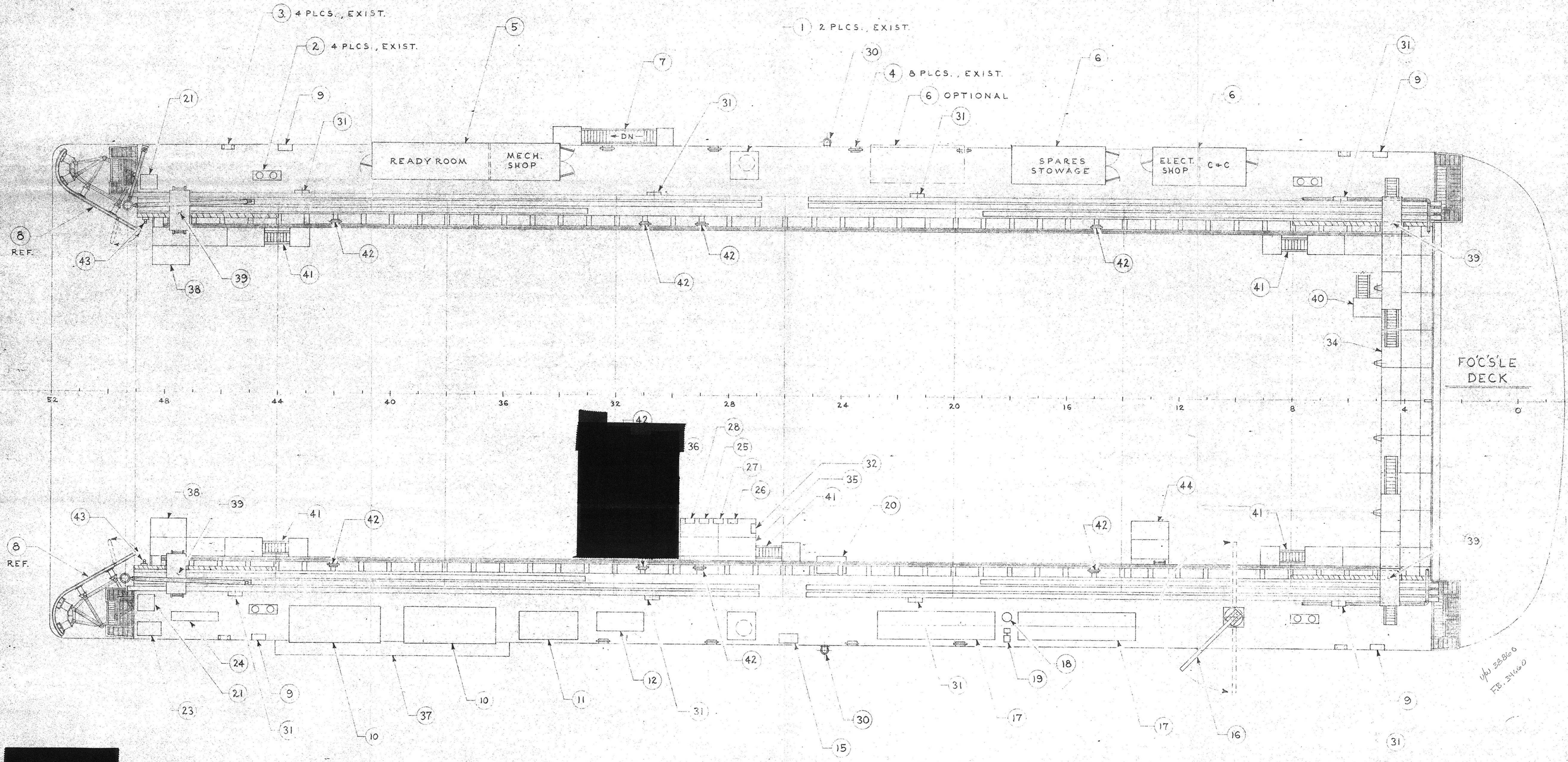


REVISIONS		DESCRIPTION	DATE	APVD
A		ADD SHEETS 2, 3, AND 4. ADD STARRED ITEMS. RELOCATE ITEMS 16, 17, 18, 19. REVISE POSITION OF DOOR FRAME BRACING. CHANGE TITLE FROM: "DECK PLAN FACILITY ARRGMT."	28 SEPT. 84	JRS



DECK PLAN
WINGWALLS (O3 LEVEL) AND WALKWAYS

EQUIPMENT LIST

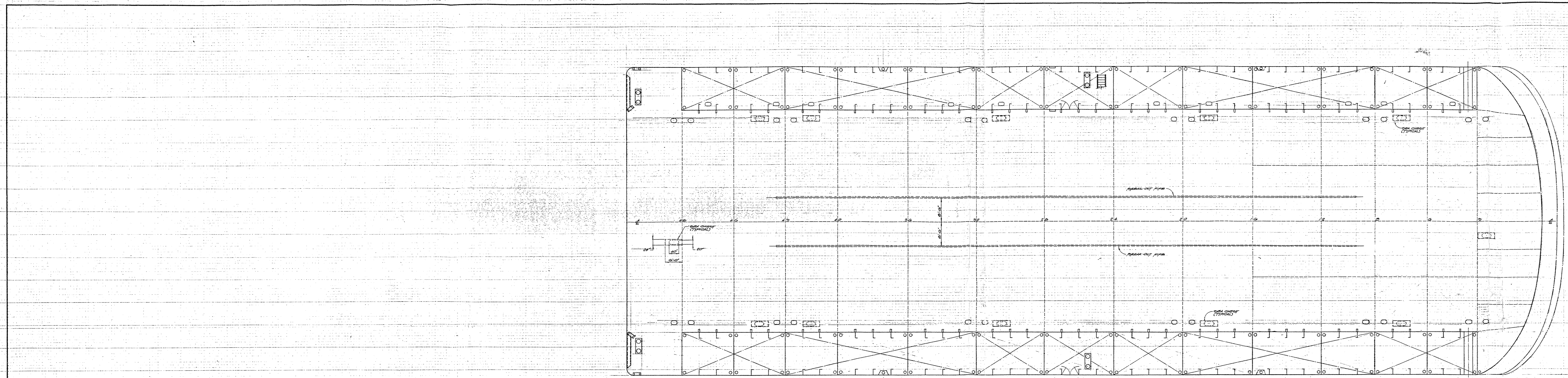
- | | | |
|-------------------------------------|--------------------------------------|---|
| 1. BARGE CONTROL ROOM ACCESS TRUNK. | 15. COMPRESSOR, CONTROL AIR, 5-SCFM. | 29. |
| 2. 16-INCH DOUBLE BIT | 16. ONE-TON DAVIT AND HOIST. | 30. VENTILATOR. |
| 3. CLOSED CHOCK | 17. 5000-GAL. DIESEL TANK. | 31. 75-FOOT FIREHOSE/REEL. |
| 4. 36-INCH CLEAT. | 18. DIESEL FUEL FILTER. | 32. FIRE SYSTEM UMBILICAL/RACK. |
| 5. 40-FOOT OCEAN CARGO CONTAINER. | 19. DIESEL FUEL TRANSFER PUMP. | * 33. FWD. UTIL. PLATFORM SUPPORT STRUCT. |
| 6. 20-FOOT OCEAN CARGO CONTAINER. | * 20. OILY WASTE STORAGE TANK. | 34. FORWARD UTILITY PLATFORM. |
| 7. 25-FOOT BOARDING LADDER. | 21. HEAD. | 35. SERVICE PLATFORM. |
| * 8. ENTRANCE FENDERS. | 22. | 36. [REDACTED] |
| 9. 8-MAN LIFE RAFT. | 23. 100-GAL. CHT. | 37. COMPRESSOR ACCESS WALKWAY. |
| 10. 1600-SCFM AIR COMPRESSOR. | 24. BALLAST AIR HEAT EXCHANGER. | 38. STERN LINE-HANDLING PLATFORM. |
| 11. 350-KW, 600-VOLT GENERATOR. | 25. WASTE OIL UMBILICAL/RACK. | 39. INTERIOR ACCESS BRIDGE. |
| * 12. 150-KW, 600-VOLT GENERATOR. | 26. ELECTRICAL UMBILICAL/RACK. | * 40. [REDACTED] |
| * 13. FENDER SHEATHING. | 27. FUEL TRANSFER UMBILICAL/RACK | * 41. PLATFORM/O3-LEVEL ACCESS LADDERS. |
| * 14. INTERIOR FENDERS. | 28. SANITATION SYSTEM UMBILICAL/RACK | 42. 24-INCH CLEAT. |

- 43. 12-INCH CLEAT.
- 44. CONNING PLATFORM.
- * 45. BOAT LANDING.
- * 46. INTERMEDIATE LANDING.
- * 47. [REDACTED]
- * 48. [REDACTED]
- * 49. [REDACTED]

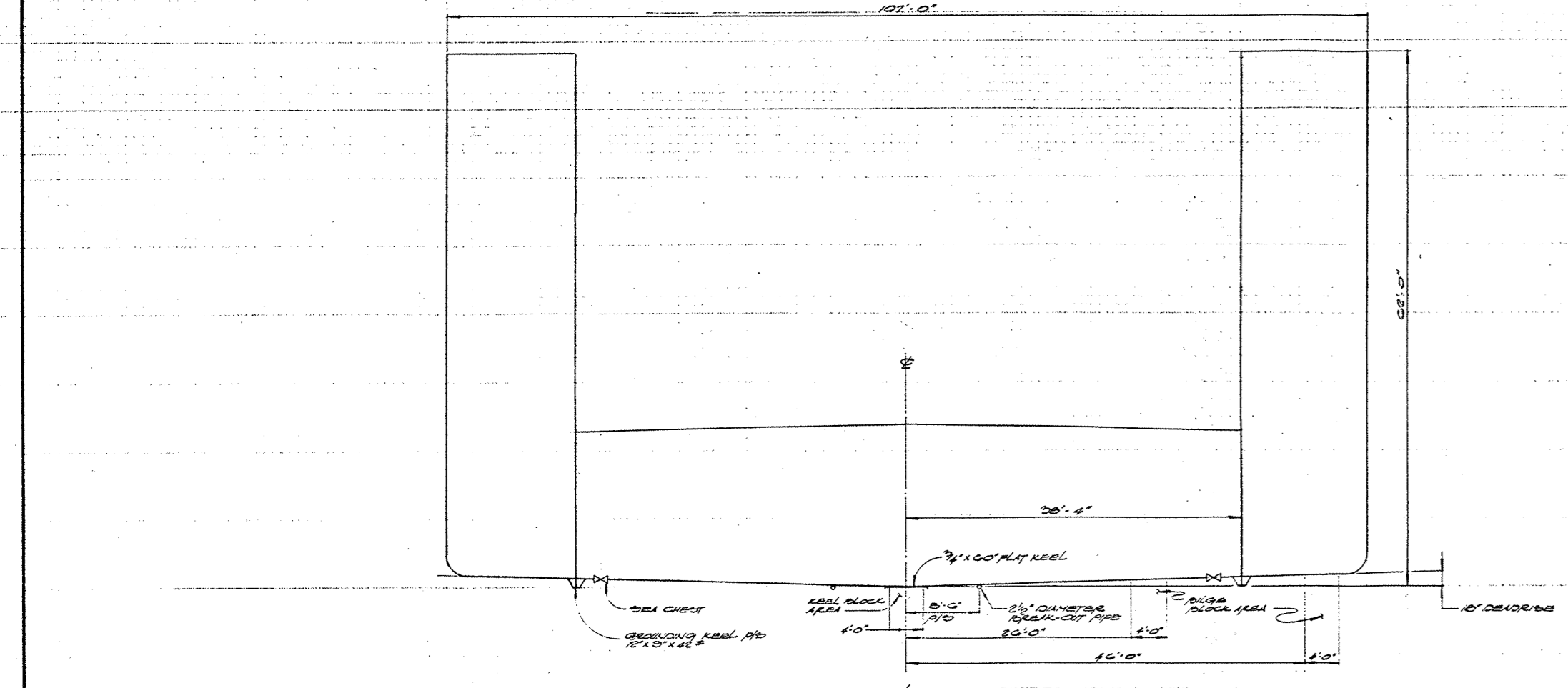
2880100

EXAMINED
SUBJECT TO COMMENTS IN
COORDINATE LETTERS OF
JAN 15 1985
By Director of Command
Swain Engineering Division

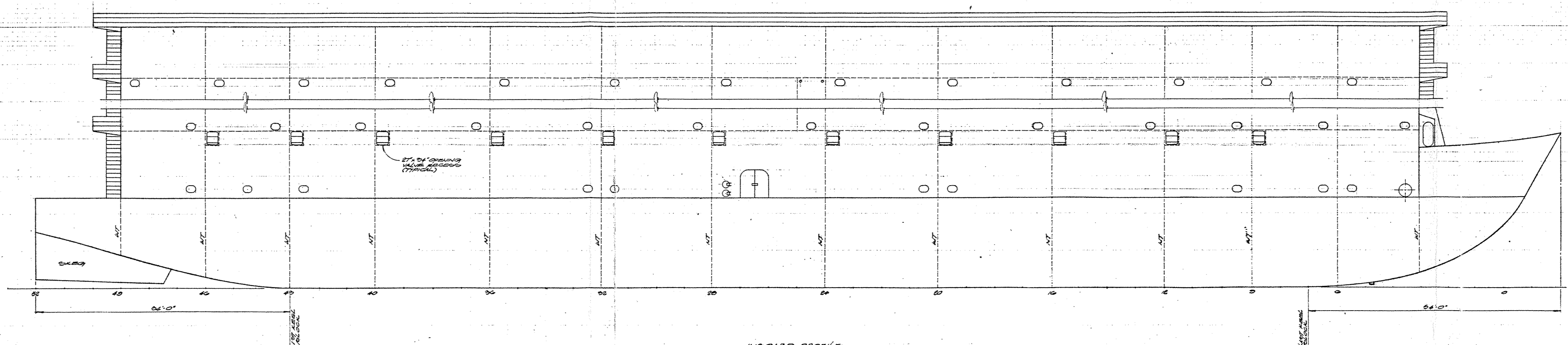
QTY	CODE	PART OR	NOMENCLATURE OR	MATERIAL DESCRIPTION	MATERIAL	ZONE	ITEM
REQD	IDENT	IDENTIFYING NO	DESCRIPTION	OR NOTE	SPECIFICATION		NO.
PARTS LIST							
			UNLESS OTHERWISE SPECIFIED DIM ARE IN INCHES. TOLERANCES ON:	DATE 30 APRIL 84	LOCKHEED MISSILES & SPACE COMPANY INC.		
			FRACTIONS = ± 1/16	DWN	SUNNYVALE, CALIFORNIA		
			DECIMALS: X = ± .1	APVD	HMB-1		
			XXX = ± .03	ENGRG	GENERAL ARRANGEMENT,		
			ANGLES = ± 2 DEG	CHKR	FACILITIES		
				APVD	SIZE CODE IDENT	DRAWING NO	REV
				CONTR	E	2880100	A
				APVD	SCALE	1/8" = 1'-0"	SHEET 1 of 4
NEXT ASSY	USED ON	APPLICATION	CCA/CI/ID				



PLAN - MAIN DECK
SCALE 1/4" = 1'-0"



TYPICAL SECTION - RAIL
SCALE 1/2" = 1'-0"



MOULDED PROFILE
(LOOKING TO BOW)
SCALE 1/2" = 1'-0"

REVISIONS				
REV.	NO.	DATE	DESCRIPTION	APPROV.

REFERENCES		
No.	TITLE	DRAWING NO.
1	INTRODUCED PROFILE	MOULDED PLAN 250-0700-1
2	STANDARD RAILING	250-0700-2
3	HULL STRUCTURE PLAN	250-0700-3
4	HULL STRUCTURE SECTION	250-0700-4
5	DECK STRUCTURE PLAN	250-0700-5

CRITICAL DIMENSIONS

LENGTH OVERALL	254'-0"
DEPTH OVER	108'-0"
BREADTH	62'-0"
TRAVERSE	62'-0"

APPROVAL	VEHICLE	WORK ORDER	APPROVAL	VEHICLE	WORK ORDER

TODD SHIPYARDS CORPORATION
SAN FRANCISCO DIVISION

HNS-1
DOCKING PLAN

DATE: 3/1/74

PRINTS ISSUED	NO.
FOR	
REVISIONS	
FOR APPROVAL	
FOR CONSTRUCTION	
FOR RECORD	
FOR ARCHIVE	
FOR OFFICE	
FOR WORKSHOP	
FOR WAREHOUSE	
FOR DEPARTMENT	
FOR OTHER	